Work procedure: Replacing KL Kiosk transformer.

30. Use spotters on either side of the job to guide enclosure onto base correctly.

31. Enclosure should sit flush on base.

32. Remove crane slings from enclosure.

33. Remove lifting gear from enclosure.

34. Add a 16mm stainless steel washer to the plug before re-fitting plug.



35. Enclosures are fastened to base at three points at either end of base.



36. Use the following fastener set.

1 x 10mm zinc bolt with nut.
1 x small flat zinc washer.
1 x large flat zinc washer.
1 x star washer.

37. Trim rivet tails from enclosure corners prior to fitting bolts to prevent fouling with spanners.



38. Fit and tighten all six bolts using large washers on the fibreglass side.



Special Reminders

This document is uncontrolled and intended to be used as a guide to replaceing equipent in the field. Schneider Electric have not commented or issued any refferance to OH&S or Quality procedures which are the responsibility of Ausgrid.

Safety and Quality requirement: