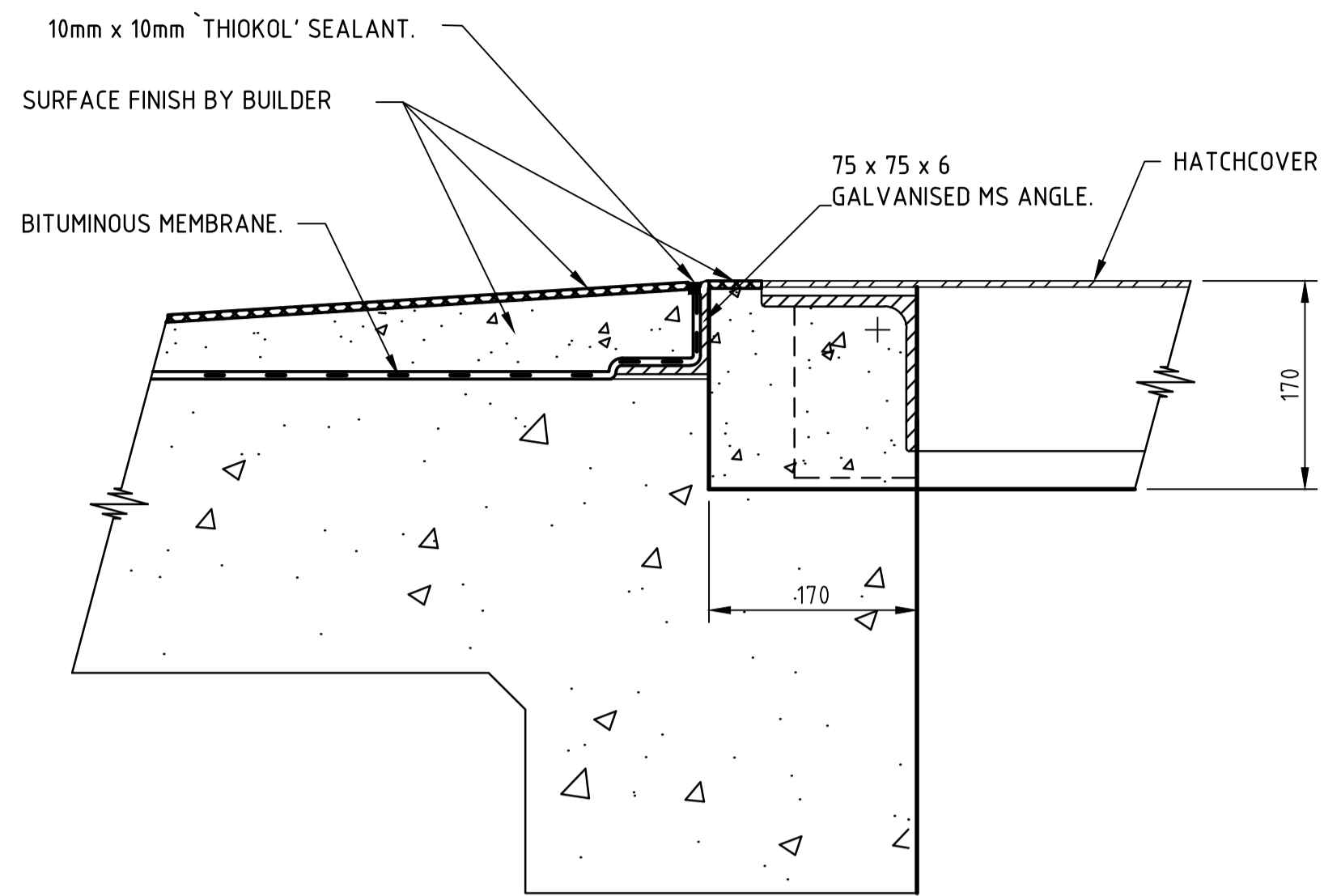


REFERENCE DRAWINGS

MARK 5. EQUIPMENT HATCH GA. B1-116338

NOTES

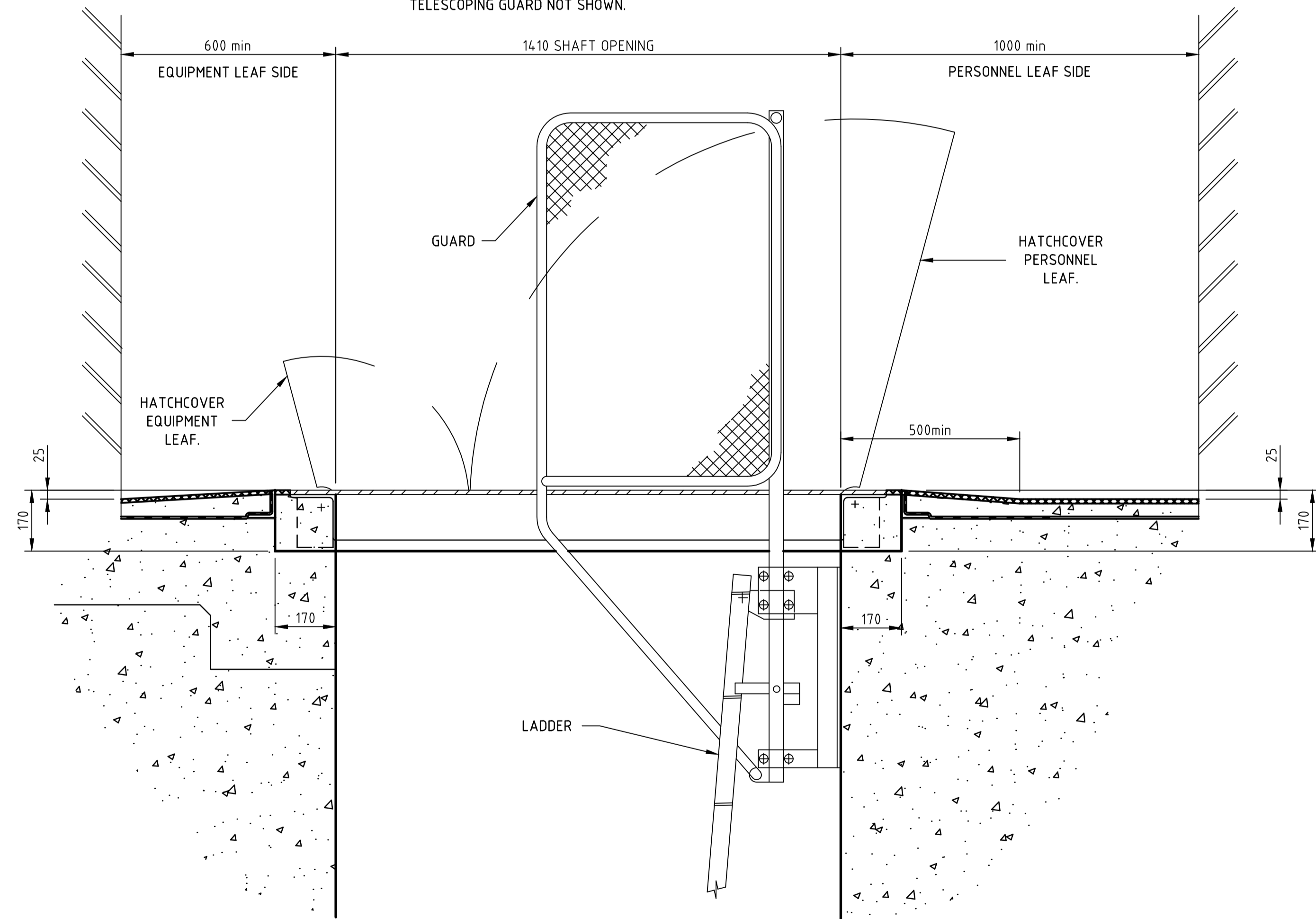
- HATCHES, LADDER AND GUARDS ARE TO BE INSTALLED IN ACCORDANCE WITH AUSGRID NETWORK STANDARDS AND ELECTRICAL STANDARDS.
- HATCH FRAMES, ARE TO BE SET, TO PROVIDE A 25mm min GRADUAL FALL FROM THE FINISHED TOP SURFACE OF THE HATCH, TO THE ADJOINING FINISHED PAVED SURFACE, ON ALL FOUR SIDES.
- WHEN HATCHES ARE INSTALLED, IN SLOPING FOOTPATHS, WALKWAYS OR RAMPS, THE FALL FROM THE FINISHED TOP SURFACE OF THE HATCH TO THE ADJOINING FINISHED PAVED SURFACE, IS TO ENSURE THAT STORMWATER, FROM ADJACENT WALLS & PAVED SURFACES, DOES NOT ENGULF THE HATCH.



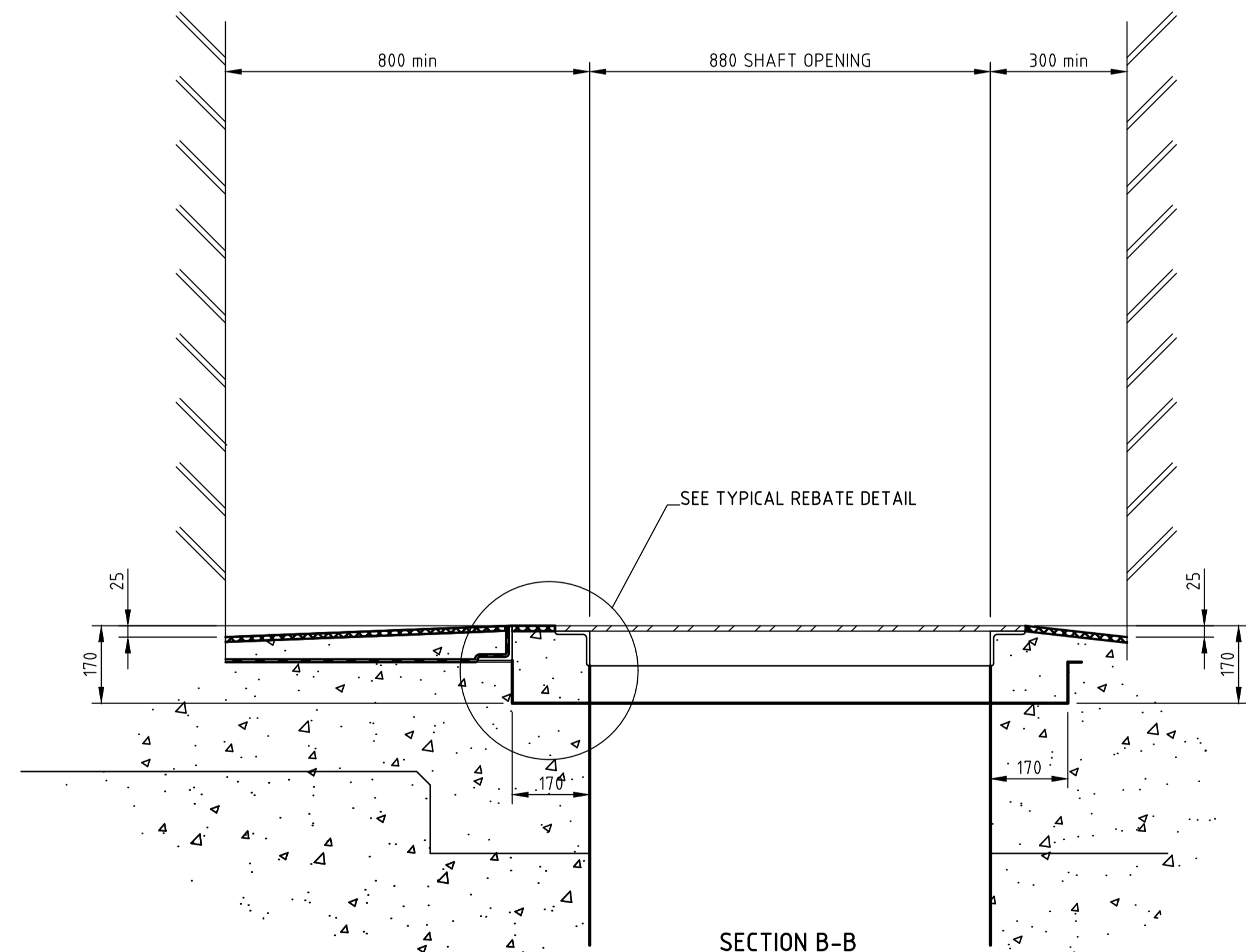
TYPICAL REBATE DETAIL
SCALE 1:5

EQUIPMENT HATCH
SCALE 1:10

PERSONNEL LEAF & EQUIPMENT LEAF NOT SHOWN.
TELESCOPING GUARD NOT SHOWN.



SECTION A-A
SCALE 1:10



SECTION B-B
SCALE 1:10
LADDER & GUARD NOT SHOWN

CAD DRAWING
DO NOT MANUALLY AMEND
AMENDMENTS
11. DRAWING REDRAWN ON ACAD & CLARIFIED. TYPICAL REBATE DETAIL ADDED. PERSONAL HATCH REMOVED.
RG APPROVED: 05/1991 KEM
PN: 24958

12. PERSONNEL LEAF SIDE DISTANCE REVISED. (WAS 510mm) SECTION B-B DISTANCE 300mm WAS 180mm. TITLE ALTERED.
JCW CHECKED: 27/06/2005 INR
APPROVED: PWJ
PN: ES 103/59/1/2

13. NEW AUSGRID BORDER & LOGO ADDED.
RLAALAA 11/09/2013
APPROVED: T.LAMPARD

14. BORDER & TITLE BLOCK UPDATED.
M.BENNETT 09/09/2024
CHECKED: L.MARTINOZZI
APPROVED: M.BENNETT



24-28 Campbell Street
SYDNEY NSW 2000

SCALE	AS SHOWN
DESIGNED	-
DRAWN	RG
CHECKED	KEM
APPROVED	JH
DATE	05/1991
TRIM REF	-
PROJECT NUMBER	24958

**BASEMENT & UNDERGROUND SUBSTATION
PERSONNEL & EQUIPMENT HATCH
INSTALLATION**

ISSUED FOR
CONSTRUCTION

DRAWING No **28949** SHEET 1 AMD 14 SIZE A1