POST AND WIRE FENCE DETAILS

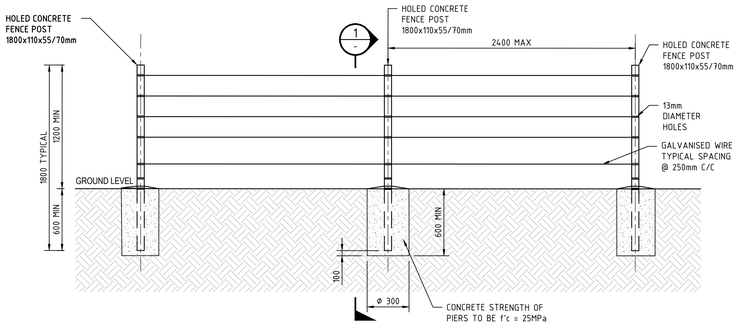

F1A DETAIL
SCALE 1:25

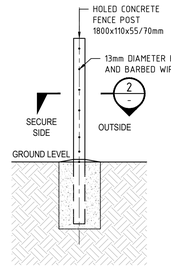

1 SECTION
SCALE 1:5

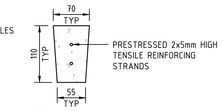

2 SECTION
SCALE 1:5

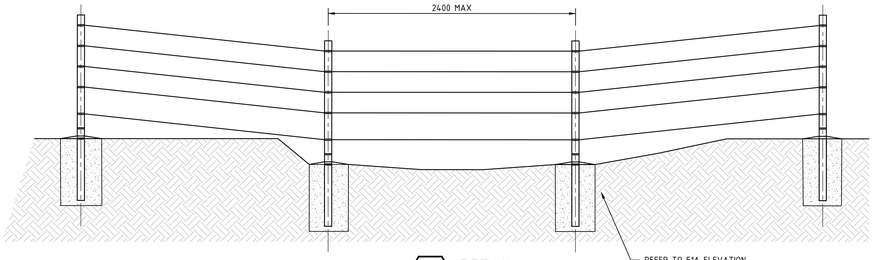

F2A DETAIL
SCALE 1:25

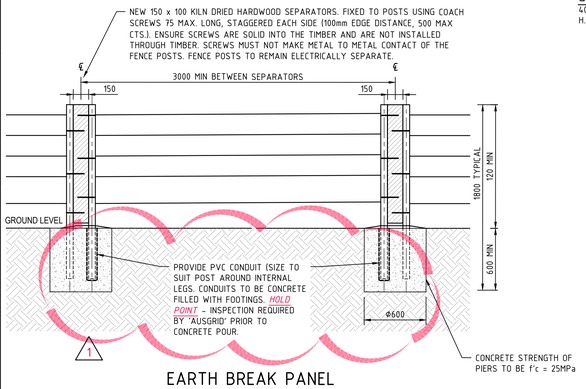

EARTH BREAK PANEL

F3A DETAIL
SCALE 1:25

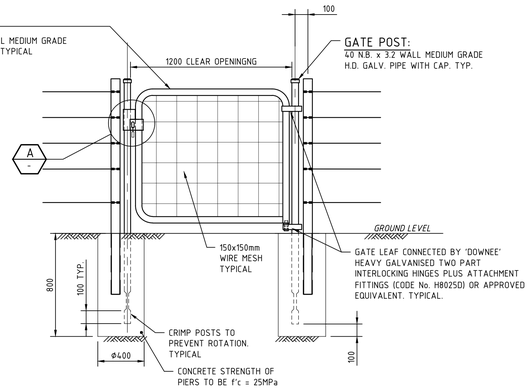

PEDESTRIAN ACCESS GATE

F4A DETAIL
SCALE 1:20

FOR VEHICLE ACCESS GATE USE DETAIL "F4B" ON THIS DRAWING



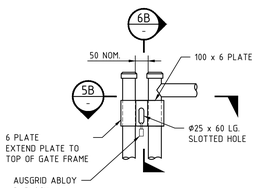

B DETAIL
SCALE 1:10

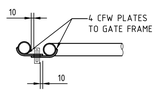

5B SECTION
SCALE 1:10

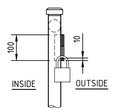

6B SECTION
SCALE 1:10

NOTE:
FOR FENCE PANEL AND GATES SIGNAGE REQUIREMENTS REFER TO 'TYPICAL BOUNDARY FENCE SECTION SIGNAGE' DETAILS ON DRAWING 127950. (SIGNS NOT SHOWN ON THIS DRAWING).

FOR SAFETY AND CONSTRUCTION NOTES REFER TO DRAWING 249443

POST AND RAIL FENCE DETAILS

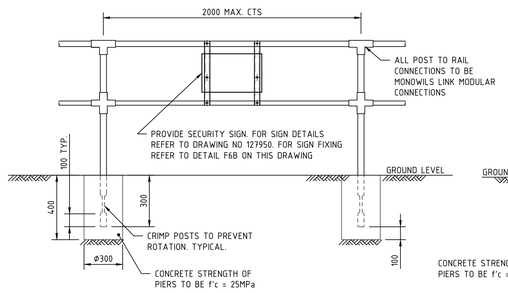

F1B DETAIL
SCALE 1:20

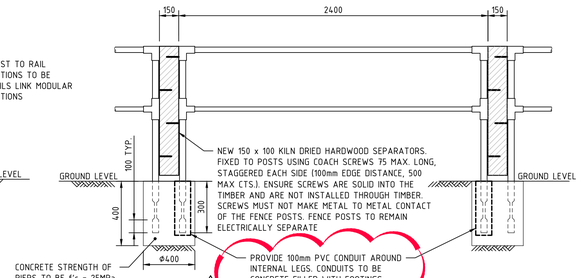

EARTH BREAK PANEL

F3B DETAIL
SCALE 1:20

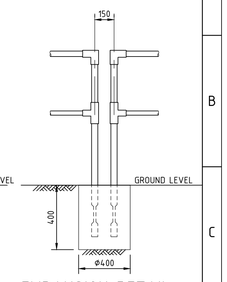

EXPANSION DETAIL

F8B DETAIL
SCALE 1:20

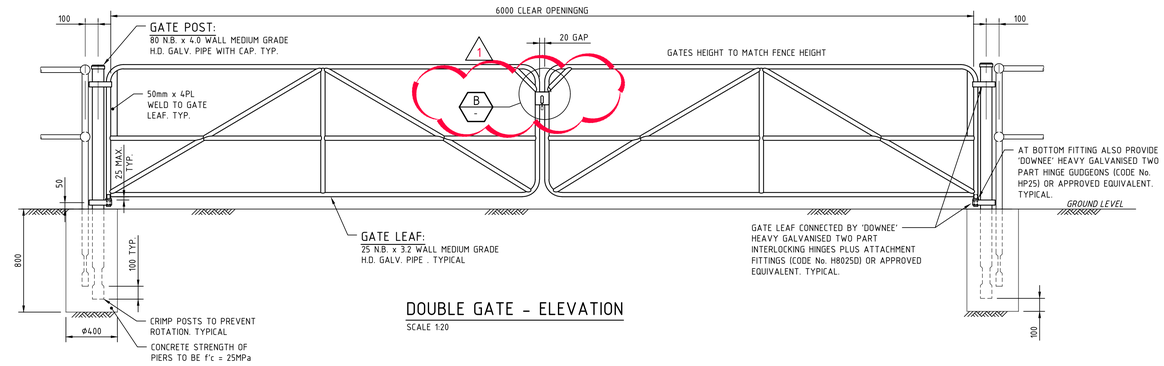

DOUBLE GATE - ELEVATION
SCALE 1:20

F4B DETAIL
SCALE 1:20

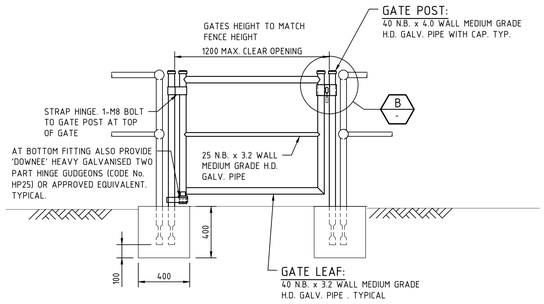

PEDESTRIAN GATE - ELEVATION
SCALE 1:20

F5B DETAIL
SCALE 1:20

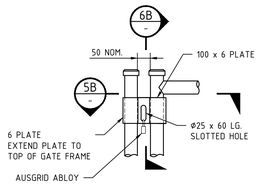

B DETAIL
SCALE 1:10

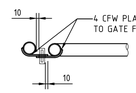

5B SECTION
SCALE 1:10

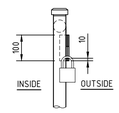

6B SECTION
SCALE 1:10

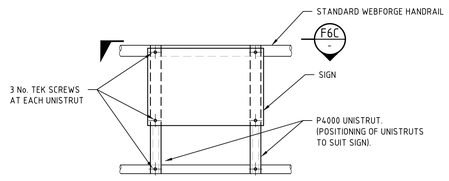

F6B DETAIL
SCALE 1:10

F6C SECTION
SCALE 1:10

THIS IS A STANDARD DRAWING SO SITE SPECIFIC SAFETY ISSUES HAVE NOT BEEN CONSIDERED. SITE SPECIFIC ISSUES SHALL BE CONSIDERED BY THE PROJECT DESIGN TEAM.

CAD DRAWING DO NOT MANUALLY AMEND AMENDMENTS

AMENDMENTS

AMD	DATE	DESCRIPTION	DRAWN BY	DESIGNED BY	CHECKED BY	APPROVED BY
0	07/09/2021	CONSTRUCTION ISSUE	M.L.JOLJIC	J.MESSIH	A.VELONAS	K.GALLEN
1	05/07/2022	CONSTRUCTION ISSUE	M.L	J.M	A.V	K.G.

ASSOCIATED DRAWINGS	
ZONE SUBSTATION SIGNAGE SWITCHYARD & BOUNDARY FENCES	127950
SAFETY AND GENERAL NOTES	249443

Ausgrid
24-28 Campbell Street
SYDNEY NSW 2000

ISSUED FOR CONSTRUCTION

SCALE	AS SHOWN
DESIGNED	J.MESSIH
DRAWN	M.L.JOLJIC
CHECKED	A.VELONAS
APPROVED	K.GALLEN
DATE	07/09/2021
TRIM REF	-
PROJECT NUMBER	-

AUSGRID BOUNDARY FENCES
POST AND WIRE FENCE &
POST AND RAIL FENCE
DETAILS

DRAWING No 252089 | SHEET 1 | AMD 1 | SIZE B1

©