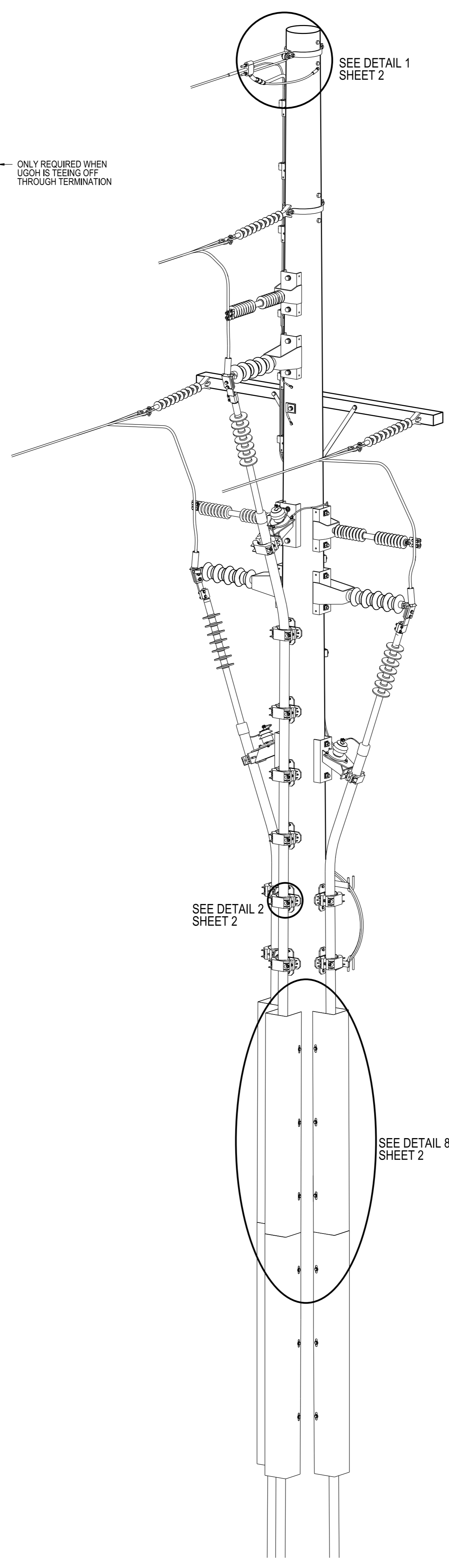
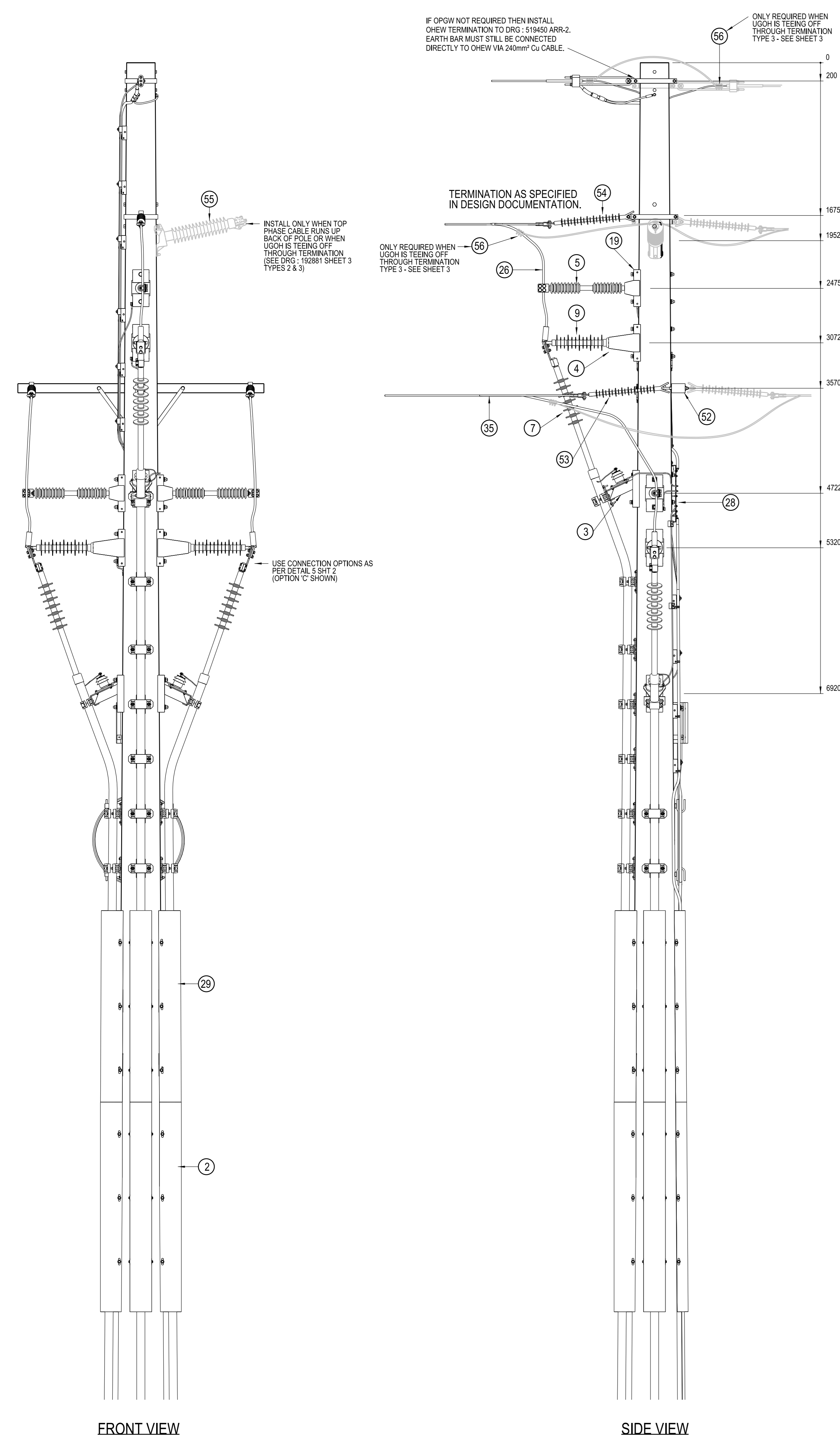
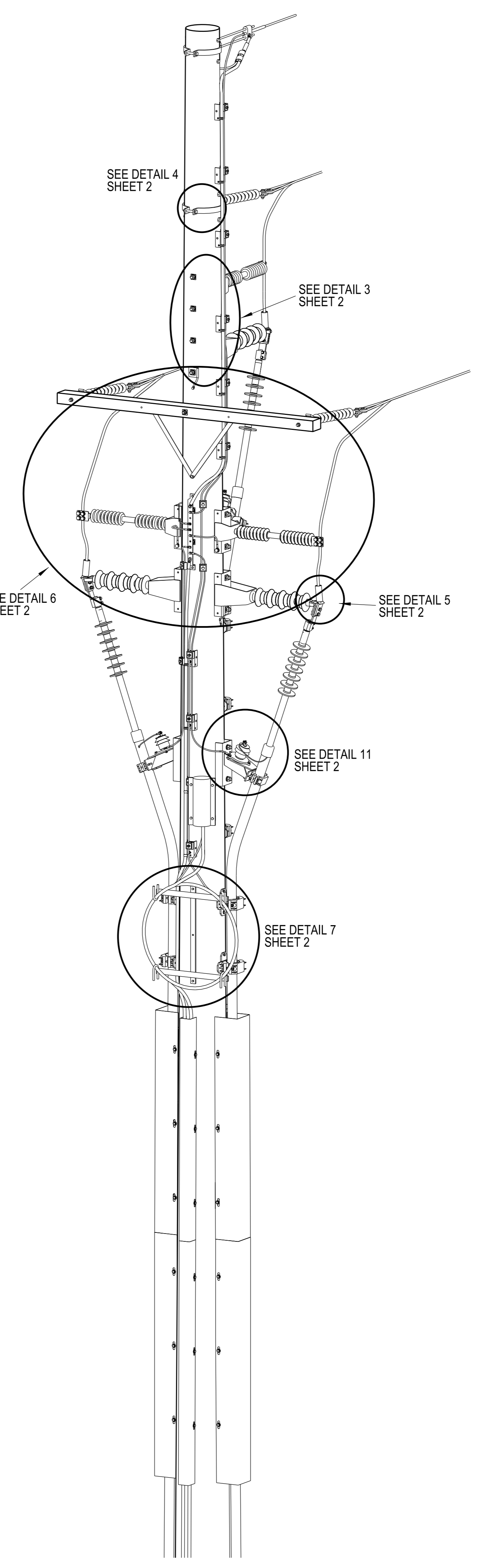


ITEMS SHOWN IN GREY ARE FOR TYPE 3 OPTION. REFER TO SHEET 3 FOR THE DIFFERENT LAYOUT OPTIONS.

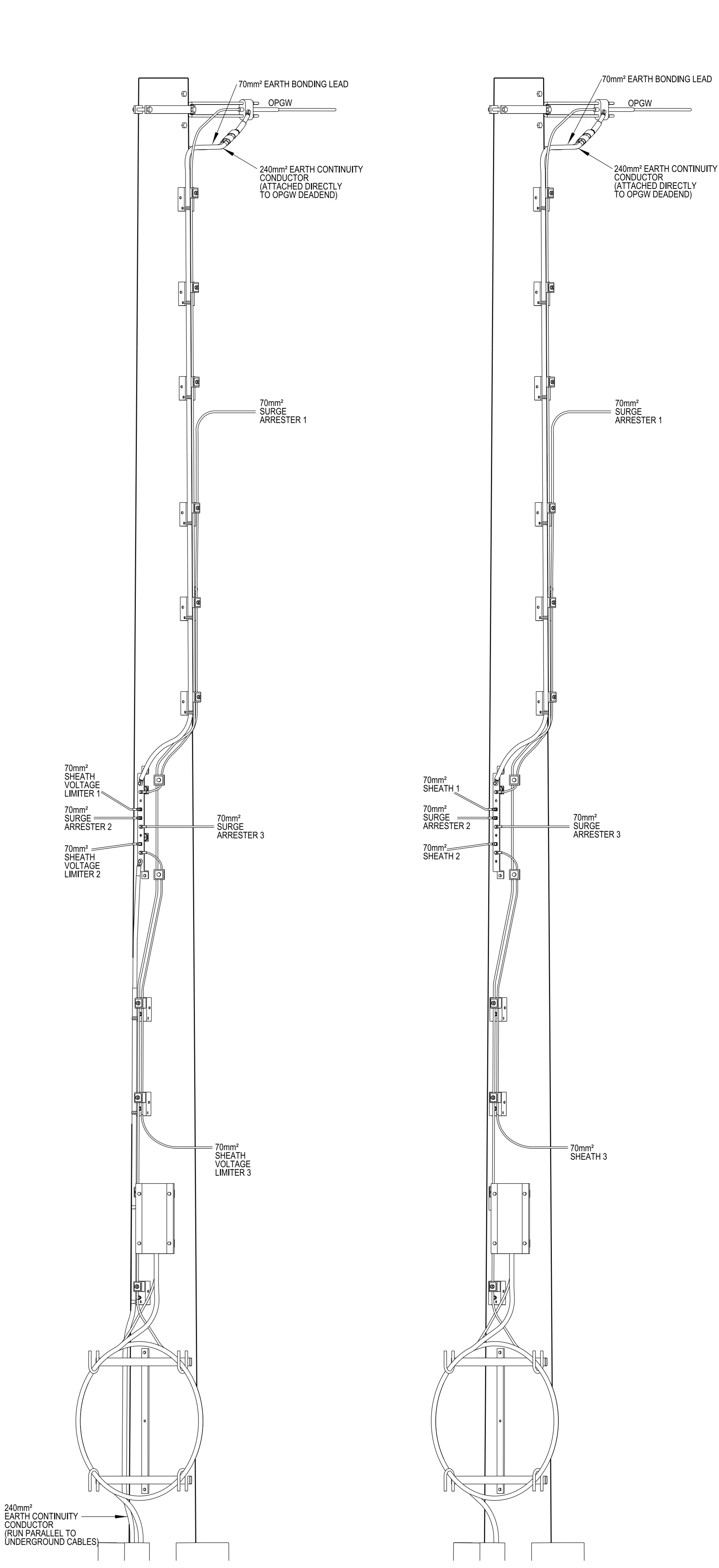


FRONT ISOMETRIC VIEW
NOT TO SCALE



REAR ISOMETRIC VIEW
NOT TO SCALE

NOTE: ORIENTATION OF POLE
REFER TO SHEET 3 AND ROUTE PLAN FOR POLE TOP ARRANGEMENT. THE POLE MUST BE INSTALLED AT THE CORRECT ORIENTATION TO ENSURE THE EARTH CONDUCTORS AND FIBRES RUN UP THE CORRECT SIDE OF THE POLE AS SHOWN ON SHEET 3. POLE TOP TYPE 1, 2 OR 3 IS TO BE NOMINATED ON THE ROUTE PLAN.



EARTHING SCHEMATIC - OPTION 1
SINGLE POINT BONDED SYSTEM
NOT TO SCALE

EARTHING SCHEMATIC - OPTION 2
CROSS BONDED SYSTEM
NOT TO SCALE

TYPE 1 DETAILS SHOWN ON THIS SHEET
(REFER TO SHEET 3 FOR THE DIFFERENT LAYOUT OPTIONS)

THIS DRAWING IS TO BE READ IN CONJUNCTION WITH SHEET 2 & SHEET 3

1	DATE: 18/02/2010 DRAWN BY: ADAM BRADFORD CHECKED BY: GLENN FORD NOTES: SEE SHEET 3 FOR POLE TOP ARRANGEMENTS & CLAMP CHANGES.
2	DATE: 22/07/2010 DRAWN BY: GLENN FORD CHECKED BY: ADAM BRADFORD NOTES: SEE SHEET 3 FOR POLE TOP ARRANGEMENTS & CLAMP CHANGES.
3	DATE: 05/01/2012 DRAWN BY: GLENN FORD CHECKED BY: ADAM BRADFORD NOTES: SEE SHEET 3 FOR POLE TOP ARRANGEMENTS & CLAMP CHANGES.

ASSOCIATED DRAWINGS	

Ausgrid
145 NEWCASTLE ROAD
WALLSEND NSW 2287
PHONE: 02 4951 9388
FAX: 02 4951 9389

DESIGNED: ADAM BRADFORD	DRAWN: PATRICIA RIOS	PROJECT No.:	STD:	SIZE:	DRAWING No.:	SHEETS:	APP:
CHECKED: ADAM BRADFORD	AUTHORISED: GLENN FORD	1703/009	-	A0	192881	01 of 3	3
DATE: 17/03/09	SCALE: 1:25	MAP REF: -					

CONSTRUCTION ISSUE

STANDARD CONSTRUCTION
66kV UG OH ON CONCRETE POLE
SINGLE CABLE PER PHASE
GENERAL ARRANGEMENT